



### District Report Card: 2017


<b>State:</b> Arunachal Pradesh	<b>District:</b> Tawang
<b>Class:</b> 8	<b>Subject:</b> Language
<b>Schools:</b> 29	<b>Students:</b> 308


### Participation/Coverage


#### Students

<div>GENDER</div> <div></div>	Boys				Girls			
	Number		%		Number		%	
	123		39.94		185		60.06	

<div>AREA</div> <div></div>	Rural				Urban			
	Number		%		Number		%	
	285		92.53		23		7.47	

<div>CATEGORY</div> <div></div>	SC		ST		OBC		GEN	
	Number	%	Number	%	Number	%	Number	%
	0	0.00	267	86.69	4	1.30	37	12.01

<div>CWSN</div> <div></div>	LD	VI	HI	S&LD	ID	Oth
	1	3	1	0	10	0

<div>Management</div> <div></div>	Government			Government-aided		
	Number		%	Number		%
	200		64.94	108		35.06

### Average Performance of Students in Language (%)

Overall	Gender		Area		Management		Social Group			
	Male	Female	Rural	Urban	Govt.	Aided	SC	ST	OBC	GEN
52.79	56.04	50.63	53.47	44.35	45.70	65.93	0.00	53.33	58.33	48.29

## Performance on Learning Outcomes (LOs)

Learning Outcomes	Description	Average Performance(%)
L813	Read textual/non-textual materials with comprehension and identifies the details, characters, main idea and sequence of ideas and events while reading	52.79

Range of Performance of Students who Answered Correctly							
Below 30%		30% - 50%		50% - 75%		Above 75%	
Number	%	Number	%	Number	%	Number	%
66	21.43	74	24.03	112	36.36	56	18.18

## Lowest Performing Learning Outcomes (LOs)

1 - Read textual/non-textual materials with comprehension and identifies the details, characters, main idea and sequence of ideas and events while reading (52.79)